

Lesson Plan: Create a New Cost List in Conservation Desktop

Requirements: The user is logged in to the Conservation Desktop training site and has completed the previous lesson plans.

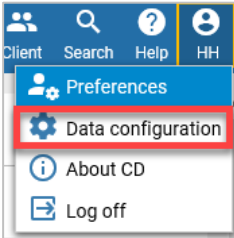
Rationale: Cost Lists can be created in CD to be used for non-ProTracts agreements. Practice components can be created, edited or imported into the cost list.

Roles that can perform lesson plan: CD-FA State Business Tools Coordinator/State Programs or CD-TA State Business Tools Coordinator/Toolkit State Role Grantor. Designated Conservationist can create a Service Center cost list.

Objectives: At the end of this lesson, you will be able to:

- Import a cost list
- Add practices to a cost list

1. Select **Data Configuration** located in the user’s profile on the CD Toolbar.



2. Select **Add New**.

3. In the New Cost List menu, select the Program (**ACEP-WRE**), State, and Statewide, Fiscal Year(s), and select **Save and Add Components**.

New Cost List

* Program: ACEP-WRE

* State: Kansas

* Service Centers: Statewide

Abilene
 Alma
 Altamont
 Anthony
 Ashland
 Atwood
 Belleville
 Beloit
 Burlington

* Fiscal Years:

2022
 2021
 2020
 2019
 2018
 2017
 2016
 2015
 2014

Selected Service Centers:

Selected Fiscal Years:

APPLY

CANCEL SAVE AND ADD COMPONENTS

- Verify the Cost List Details are displaying the selected State, Program, Service Centers, FY, default cost list name (State, FY, Program, Number) and status is Draft.

Cost List Details

* = required field

* Name: Start Date: Status: Draft

* Program: End Date: Type: CD

State: Kansas

Service Centers & Fiscal Years

* Service Centers: Statewide

- Abilene
- Alma
- Altamont
- Anthony
- Ashland
- Atwood
- Belleville
- Beloit
- Burlington

* Fiscal Years:

- 2022
- 2021
- 2020
- 2018
- 2017
- 2016
- 2015
- 2014

Selected Service Centers:
Service Centers As Of Last Save:
Statewide

To Be Added Service Centers:

To Be Removed Service Centers:

Selected Fiscal Years:
Fiscal Years As Of Last Save:
2021

To Be Added Fiscal Years:

To Be Removed Fiscal Years:

- Change the cost list name to include state abbreviation, fiscal year, and program code.

* Name:

- Set the Start Date for beginning of the fiscal year, October 1, 2020., and select

Start Date:

End Date:

Sun	Mon	Tue	Wed	Thu	Fri	Sat
27	28	29	30	1	2	3
4	5	6	7	8	9	10
11	12	13	14	15	16	17
18	19	20	21	22	23	24
25	26	27	28	29	30	31
1	2	3	4	5	6	7

- Select

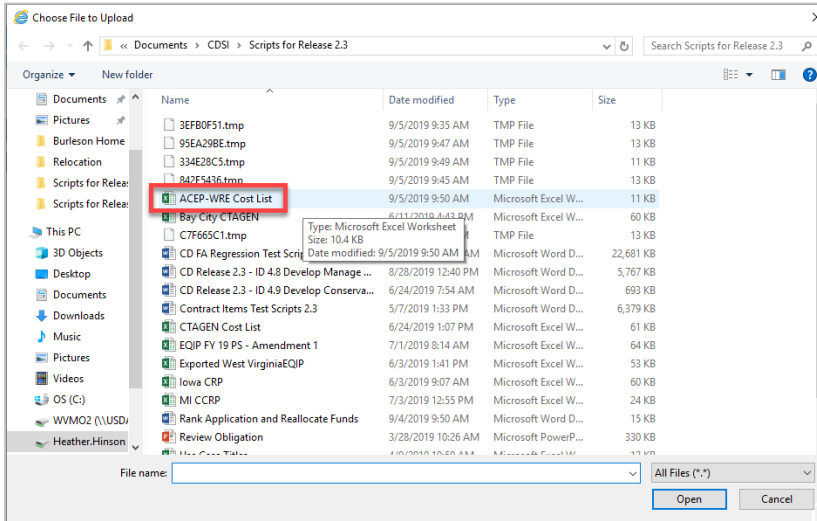
Components

Note: only components of the same practice can be edited together.

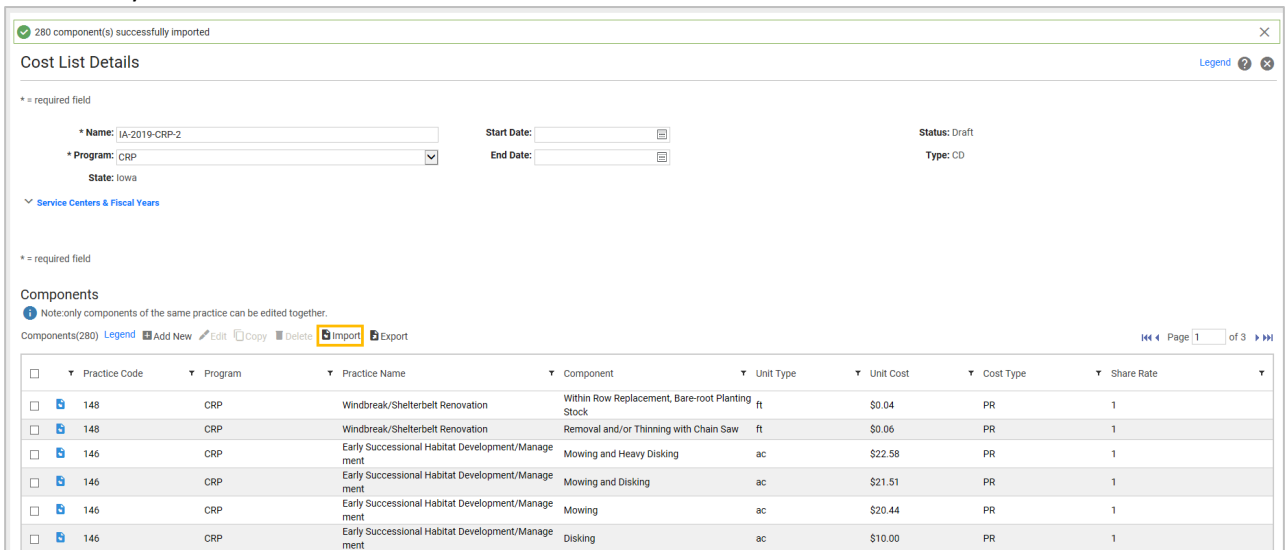
Components (0) [Legend](#) : Show [Custom Units Manager](#)

<input type="checkbox"/>	Practice Code	Practice Name	Component	Unit Type	Unit Cost	Cost Type	Share Rate
No records to view							

8. Browse, select the **ACEP-WRE Cost List** created for FY 2021 and select Open.



9. Verify components are imported. The blue folder icons indicate the components have imported successfully but haven't been saved.



10. To add a practice to a cost list, select **Add New**.



- Select Practice, enter in a component name, verify **unit type**, enter **Share Rate**, and select **Apply**.

- The practice codes were added to the cost list, changes will show up at the top of the list.

<input checked="" type="checkbox"/>	Practice Code	Practice Name	Component	Unit Type	Unit Cost	Cost Type	Share Rate
<input type="checkbox"/>	LTAPTS	Acquisition Process - Title Search	Title Search	No	\$500.00	PR	100
<input type="checkbox"/>	645	Upland Wildlife Habitat Management	Non Cost Share	Ac	\$0.00	NC	0
<input type="checkbox"/>	657	Wetland Restoration	HU-CY Macro-Features	CuYd	\$1.92	PR	100
<input type="checkbox"/>	657	Wetland Restoration	HU-Crush Tile/Fill Ditch	CuYd	\$4.33	PR	100

- Scroll down and select **SAVE**.

- The blue folder icons will be removed.

<input type="checkbox"/>	Practice Code	Practice Name	Component	Unit Type	Unit Cost	Cost Type	Share Rate
<input type="checkbox"/>	644	Wetland Wildlife Habitat Management	Cover	Ea	\$20.00	PR	100
<input type="checkbox"/>	644	Wetland Wildlife Habitat Management	Habitat	Ac	\$15.00	PR	100
<input type="checkbox"/>	645	Upland Wildlife Habitat Management	Development of Deep Micro-Topographic Features with Heavy Equipment.	Ac	\$84.95	PR	100

- Close the Cost List by selecting the **X** in the upper right-hand corner.

- Select **X** in the upper right-hand corner to close out of Data Configuration.

Note: Users can access a Cost list training was provided on September 19, 2019, as part of the CD/CART Pretraining webinars, the recording is available on CD SharePoint at:

https://gcc02.safelinks.protection.outlook.com/?url=http://nrccs.adobeconnect.com/phu7md9isbb9/?OWASP_CSRFTOKEN%3D4c8da1d8df9cc0e30fef1d85fe7f7036e3275ebac6bd29c715e2dc6d2d3d3e58&data=02%7c01%7c%7c251b96177d97454b3b8d08d73d44b8d6%7ced5b36e701ee4ebc867ee03cfa0d4697%7c0%7c0%7c637045238153080697&sdata=ZUn1brUf7NyR1MPMZgSI8dA4jIU7LovJrFATXmfl2IU%3D&reserved=0